

CAPA

Carbon Neutral Report for Operations



The following Carbon Footprint Assessment and Offset Certificate pertain to the financial year of 2021-2022.

Practice Capital estimated CAPA's organisational GHG emissions at 26.70 tonnes CO2e for FY 21/22 operations.

Whilst CAPA aims to produce minimal to no emissions by the year 2030, we wish to impact change in the here and now.

To reach this goal, CAPA has invested in offsets to support the Yarra-Yarra Corridor Reforestation initiative.

Additionally, CAPA is working as a team to economise and refine our practices, further reduce our waste production, and advocate for sustainable products and designs that support the restoration of our planet's environment, climate, and biodiversity.

We pledge to remain transparent on our progress as a practice in the hopes it will encourage clients and colleagues to take action and actively contribute to our environmental future.

© Copyright Commonwealth of Australia, 2022

What does it mean to be carbon neutral.




Figure 1: The process of carbon neutrality

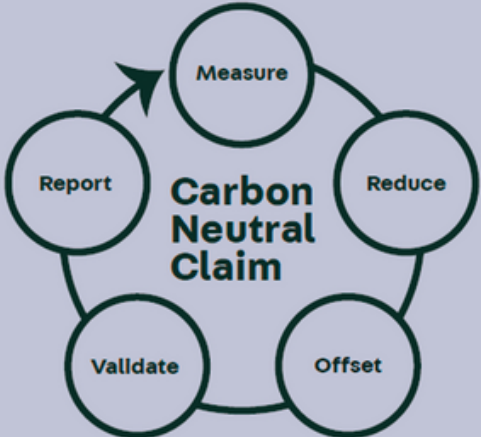


Figure 2: The cycle of activities for carbon neutral claims



This is to certify that

CAPA

has permanently surrendered

27 tonnes of CO₂-e emissions

by investing in carbon offsets.

Thank you for choosing to make a difference to our planet
and future generations by combating climate change.

Ray Wilson | Chief Executive Officer

Issue Date: 29 November 2022

Carbon Neutral Pty Ltd will retire the above emission allowances from the pool of offsetting credits at the corresponding registry on behalf of the recipient of this certificate.



Encouraging positive social, environmental
and economic change with solutions that help
overcome the effects of the climate crisis.

Carbon Neutral Pty Ltd is regulated by the Australian Securities
and Investments Commission and holds Australian Financial
Services Licence Number 451004



Practice Capital

VALIDATION OF CARBON FOOTPRINT ASSESSMENT

for

CAPA

Carrier and Postmus Architects



Prepared by: AVI – A. C. Dhalia
Carbon consultant and Sustainability professional
Climate Consultants
Ph: +61-450422199
info@climateconsultants.com.au



TABLE OF CONTENTS

ABBREVIATIONS	6
EXECUTIVE SUMMARY	7
ABOUT THE ORGANISATION	7
DATA COLLECTION AND QUALITY	8
GHG EMITTING ACTIVITIES	9
1 FLEET (L)	9
2 FLEET (KM)	9
3 ENERGY	9
4 FUGITIVE	9
5 AIR TRAVEL	9
6 WASTE	9
7 INFORMATION AND COMMUNICATION TECHNOLOGIES (ICT)	9
8 PROFESSIONAL SERVICES	9
9 WATER	10
10 OFFICE CONSUMABLES	10
11 STAFF TRAVEL	10
12 STAFF TRAVEL-OTHER	10
13 FREIGHT	10
14 EVENTS	10
15 FOOD	10

ABBREVIATIONS

CH4	Methane
CO2	carbon dioxide
CO-e2	carbon dioxide equivalent
CSIRO	Commonwealth Scientific and Industrial Research Organisation
DBEIS	Department for Business, Energy & Industrial Strategy (UK)
Defra	Department for Environment, Food and Rural Affairs (UK)
EF	emission factor
G.W.P.	global warming potential
GHG	Greenhouse
GJ	gas gigajoule
HFC	Hydrofluorocarbon
IT	Information Technology
Kg	Kilogram
kL	Kilolitre
kWh	Kilowatt-hour
l	Litre
ML	Megalitre
N2O	nitrous oxide
NGA	National Greenhouse Accounts
NGER	National Greenhouse Energy Reporting
NO	nitrogen oxide
PFC	perfluorinated compound
N/R	Not reported
Pkm	passenger kilometre
PTUA	Public Transport Users Association
RFI	radiative forcing index
T	Tonnes
TBL	Triple Bottom Line
Tkm	Tonne-kilometre
UK	United Kingdom
WBCSD	World Building Council for Sustainable Development
WRI	World Resources Institute
WTT	well to tank
Wte	Waste to Energy

EXECUTIVE SUMMARY

Climate Consultants has been engaged to provide a third-party validation.

Practice Capital completed the calculation using an accredited excel carbon emission calculator for the period 1 July 2021 to 30 June 2022.

This assessment includes the organisational greenhouse gas (GHG) emissions for the given period.

Practice Capital estimated CAPA's organisational GHG emissions at 26.70 tonnes CO₂-e for FY21/22.

GHG emissions associated with Fleet (km), Energy, Air travel, water, waste, office consumables, Freight, Staff travel, Food, Information and Communication Technologies (ICTs) and Professional services were validated by Climate Consultants.

GHG emissions associated with fugitive & events were not validated.

ABOUT THE ORGANISATION

CAPA (Carrier and Postmus Architects) are an integrated + landscape design studio based in Perth.

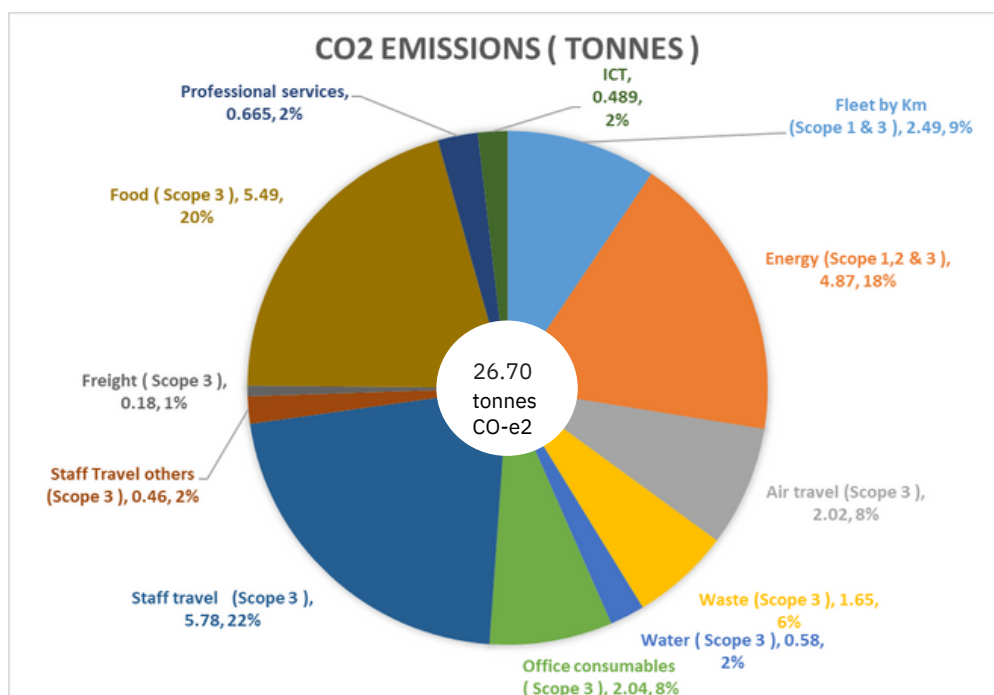
Landscape & environment is key to all their projects.

There projects are bespoke and though they work across many different types and scales, their projects are always underpinned by three core ideas:

CRAFT | CONNECTION | ENDURANCE

As architects, they research and craft projects for each site and client, making thoughtful connections for them and thoughts that endure. As landscape designers, they work collaboratively with like-minded architects and clients, providing integrated and considered landscapes.

They value legacy thinking, always presenting a future envisioned for others.



DATA COLLECTION & QUALITY

Practice Capital's assessment of carbon footprint for FY21/22 has the following process:

- 1 . Practice Capital completed the calculations in an accredited carbon calculator to calculate GHG emissions.
- 2 . Practice Capital provided the source data to Climate consultants that had been used for CAPA's carbon emissions assessment.
- 3 . Climate Consultants reviewed the validity of the activity data entered in the Carbon emissions calculator against the source data provided by both Practice Capital and CAPA.
4. Climate Consultants reported the validity of the activity data entered by Practice Capital.
5. GHG emissions associated with fugitive & events were not validated.

GHG EMITTING ACTIVITIES

The accredited excel carbon calculator includes 13 categories associated with GHG emissions. All categories underwent verification. This section summarises the validation outcome.

1. FLEET (L)

Not Validated

Data was not entered into the calculator.

Validator accepts that no data has been entered.

2. FLEET (KM)

Validated

Fleet input is validated under the assumption that data provided in the notes section of the calculator are from a reliable source.

Validator accepts this data entry.

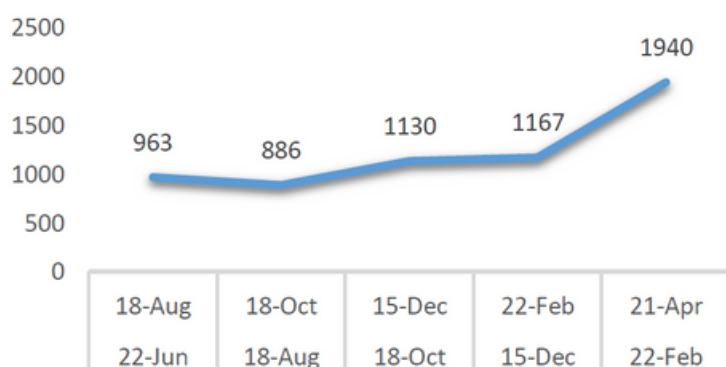
3. ENERGY

Validated

Energy input is validated under the assumption that data provided in the notes section of the calculator are from a reliable source.

Validator accepts this entry.

Energy kWh



4. FUGITIVE

Not Validated

Data was not entered into the calculator.

Validator accepts that no data has been entered.

5. AIR TRAVEL

Validated

Air travel input is validated under the assumption that data provided in the notes section of the calculator are from a reliable source.

It is recommended that air travel can be reviewed as per need-based.

Validator accepts this data entry.

6. WASTE

Validated

Waste input is validated under the assumption that data provided in the notes section of the calculator comprised all waste generation figures by CAPA.

Validator accepts this data entry.

7. INFORMATION AND COMMUNICATION TECHNOLOGIES (ICT)

Validated

ICTs input is validated under the assumption that data provided in the notes section of the calculator are from a reliable source.

Validator accepts this data entry.

8. PROFESSIONAL SERVICES

Validated

Professional services input is validated under the assumption that data provided in the notes section of the calculator are from a reliable source.

Validator accepts this data entry.

9. WATER

Validated

Water consumption is estimated at 799 ltr/day as per the reference provided for water-usage in the bills from water corporation.

Validator accepts this data entry.

10. OFFICE CONSUMABLES

Validated

Office Consumables input is validated under the assumption that data provided in the notes section of the calculator are from a reliable source.

Validator accepts this data entry.

11. STAFF TRAVEL

Validated

Staff Travel input is validated under the assumption that staff commute record is complete.

Validator accepts this data entry.

12. STAFF TRAVEL- OTHER

Validated

Staff travel – Other is validated under the assumption that staff commute other is complete.

Validator accepts that no data has been entered.

13. FREIGHT

Validated

Freight input is validated under the assumption data provided in the notes section of the calculator are from a reliable source.

Validator accepts this data entry

14. EVENTS

Not Validated

Data was not entered into the calculator.

Validator accepts that no data has been entered.

15. FOOD

Validated

Staff Travel input is validated under the assumption that data provided in the notes section of the calculator are from a reliable source

Validator accepts this data entry.

A site visit of the facilities was not conducted as part of this assessment.

All activity data was delivered to Climate consultants via Google Drive.

Climate Consultants acknowledges the work of Practice Capital's Principal Consultant Mr. Luke Fernandez for the provision of activity data and information relating to this validation.